


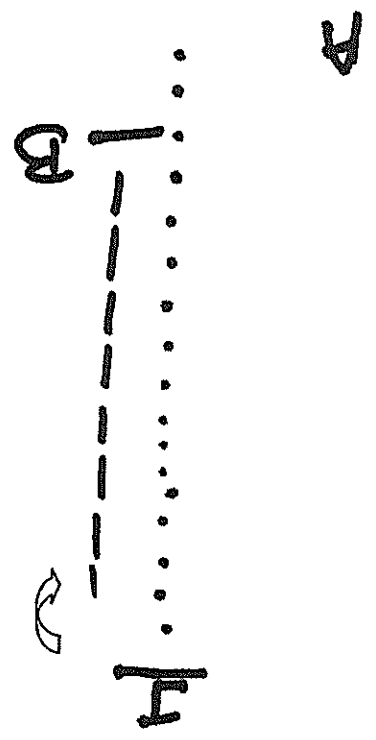
Leadline

Be Ready at A

Walk to Judge and set up for inspection

Perform a 180 degree turn and jog back to B

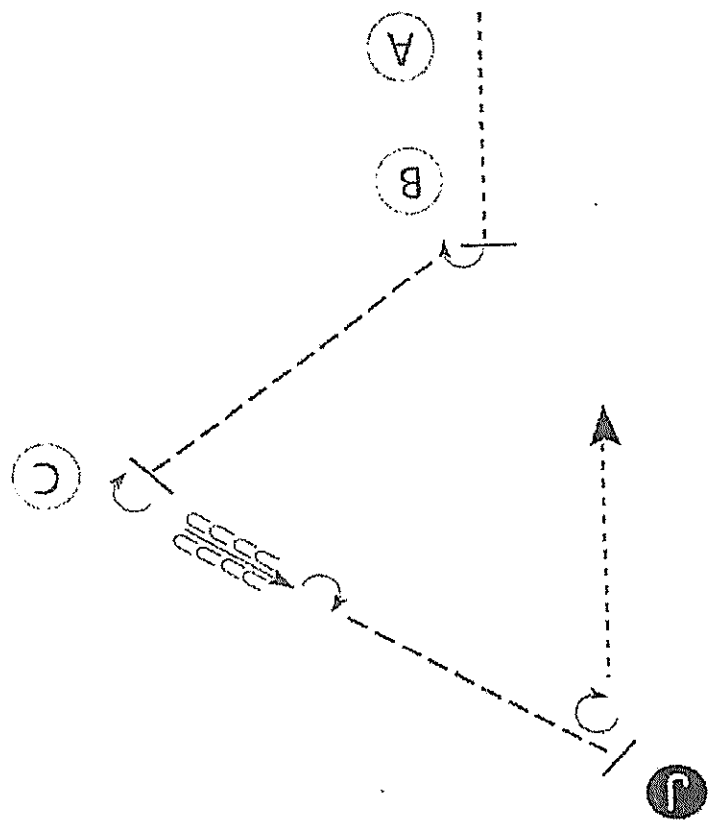

Stop



Adult Youth 18+U

SHOWMANSHIP (WESTERN)

- Follow the instructions of your ring steward.
1. Walk to B.
 2. Stop and pivot to the right.
 3. Trot to C.
 4. Perform a 90 degree turn.
 5. Back approximately one horse length.
 6. Perform a 180 degree turn.
 7. Trot to judge.
 8. Stop and set up for inspection.
 9. When dismissed, perform a 225 degree turn.
 10. Walk straight away from judge.



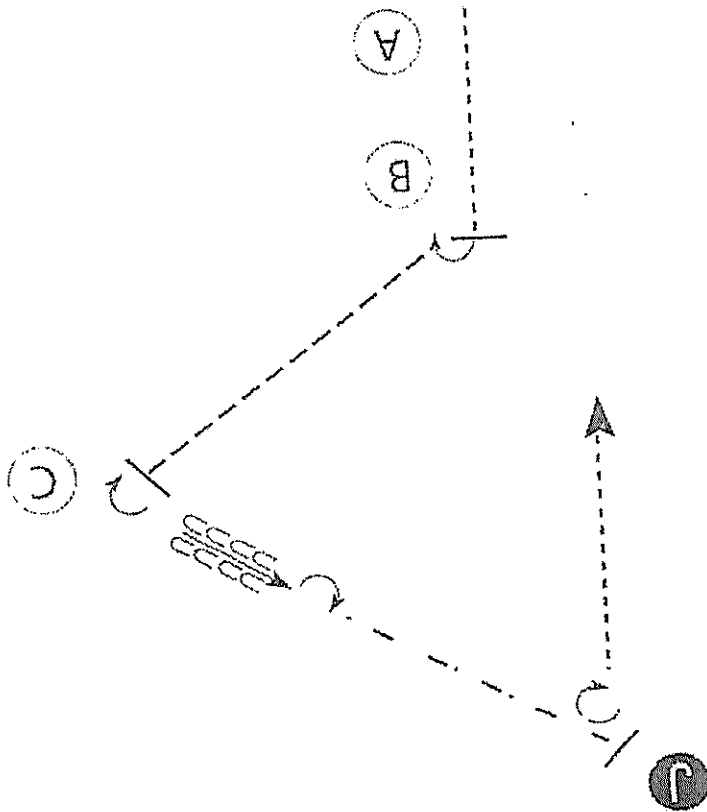

SHOEMANSHIP (Western)

YOUTH 11+
LIMITED YOUTH
LIMITED ADULT

Follow the instructions of your ring steward.

1. Walk to B.
2. Stop and pivot to the right.
3. Trot to C.
4. Perform a 90 degree turn.
5. Back approximately one horse length.
6. Perform a 180 degree turn.
7. Walk to judge.
8. Stop and set up for inspection.
9. When dismissed, perform a 225 degree turn.
10. Walk straight away from judge.

Be ready at A.



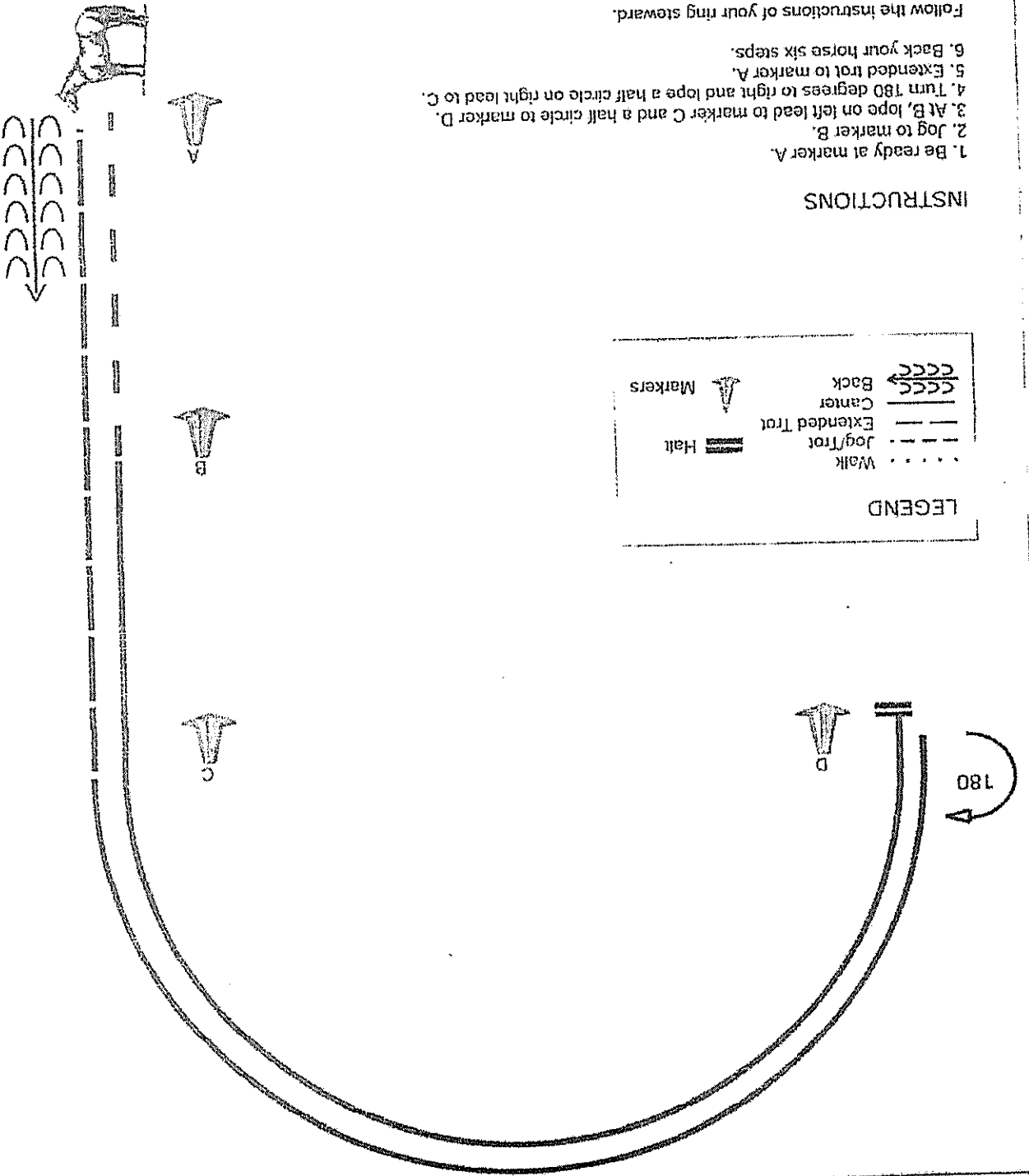
HORSEMANSHIP
 RULIT
 SOUTH 18 IN

Follow the instructions of your ring steward.

1. Be ready at marker A.
2. Jog to marker B.
3. At B, lope on left lead to marker C and a half circle on right lead to C.
4. Turn 180 degrees to right and lope a half circle on right lead to C.
5. Extended trot to marker A.
6. Back your horse six steps.

INSTRUCTIONS

LEGEND	
.....	Walk
-----	Jog/Trot
-----	Extended Trot
=====	Halt
^	Markers
CCCC	Back
CCCC	Canter



YOUTH II + U
 Limited Youth
 HORSEMANSHIP
 Limited Adult

Follow the instructions of your ring steward.

1. Be ready at marker A.
2. Walk to marker B.
3. At B, jog to marker C and a half circle to marker D.
4. Turn 180 degrees to right and jog a half circle to marker C.
5. Extended trot to marker A.
6. Back your horse four steps.

INSTRUCTIONS

LEGEND

.....	Walk
-----	Jog/Trot
-----	Extended Trot
-----	Center
-----	Back
-----	Markers

